


RoHS Compliant and Pb-Free Product  
Package: S01

**Features**

- Frequency Range 13MHz to 200MHz
- Impedance Ratio: 1:16 Unbalanced to Balanced
- Low Cost and RoHS Compliant
- Industry Standard SMT package
- Available in Tape-and -Reel
- 50Ω Nominal Impedance

**Product Description**

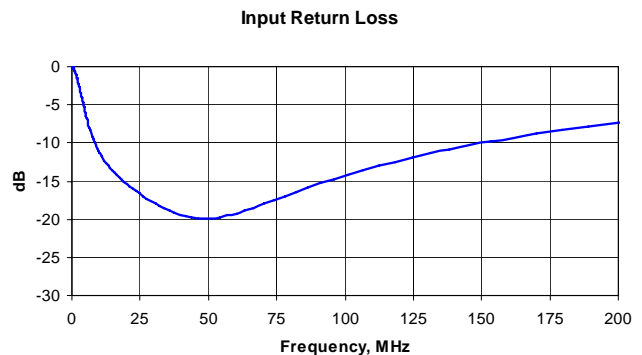
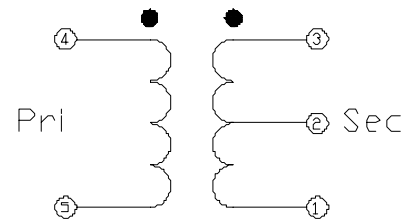
The XFK-0201-16WH transformer is designed for applications that require small, low cost, and highly reliable surface mount components. Applications may be found in broadband, wireless, and other communications systems. These transformers are built Lead-Free and RoHS compliant. S-Parameters are available on request.



**Specifications**

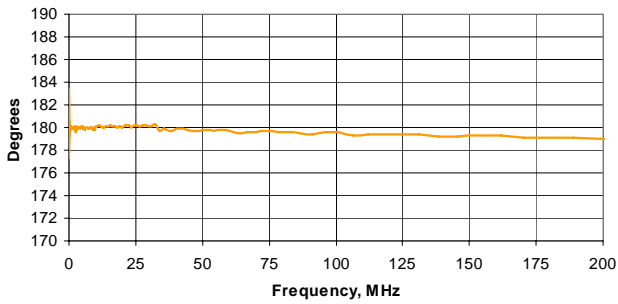
Parameter	Specification			Unit
	Min.	Typ.	Max.	
Frequency Range	13		200	MHz
Insertion Loss <1dB				MHz
Insertion Loss <2dB				MHz
Insertion Loss <3dB	13		200	MHz
Impedance Ratio	1:16			
Type	Unbalanced to Balanced			

**Schematic**

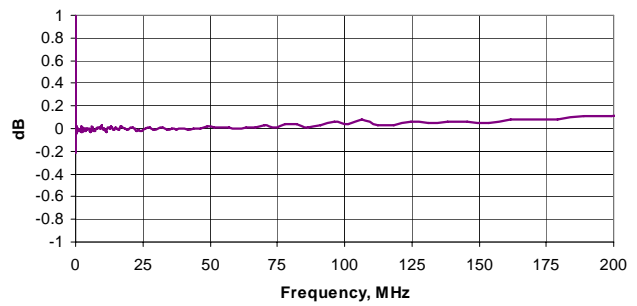


RF MICRO DEVICES®, RFMD®, Optimum Technology Matching®, Enabling Wireless Connectivity™, PowerStar®, POLARIS™ TOTAL RADIO™ and UltimateBlue™ are trademarks of RFMD, LLC. BLUETOOTH is a trademark owned by Bluetooth SIG, Inc., U.S.A. and licensed for use by RFMD. All other trade names, trademarks and registered trademarks are the property of their respective owners. ©2006, RF Micro Devices, Inc.

Phase Balance



Amplitude Balance



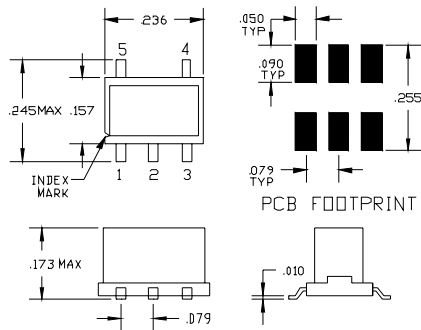
Pin Out

Pin	Name
1	Secondary
2	Secondary CT
3	Secondary DOT
4	Primary DOT
5	Primary

Absolute Maximum Ratings

Parameter	Rating	Unit
RF Power	+33	dBm
Operating Temperature	-55 to +100	°C
Storage Temperature	-55 to +100	°C

Package Drawing - S01



Exceeding any one or a combination of the Absolute Maximum Rating conditions may cause permanent damage to the device. Extended application of Absolute Maximum Rating conditions to the device may reduce device reliability. Specified typical performance or functional operation of the device under Absolute Maximum Rating conditions is not implied.

RoHS status based on EU Directive 2002/95/EC (at time of this document revision).

The information in this publication is believed to be accurate and reliable. However, no responsibility is assumed by RF Micro Devices, Inc. ("RFMD") for its use, nor for any infringement of patents, or other rights of third parties, resulting from its use. No license is granted by implication or otherwise under any patent or patent rights of RFMD. RFMD reserves the right to change component circuitry, recommended application circuitry and specifications at any time without prior notice.